



# Activity Survey 2018

## Fearnhill

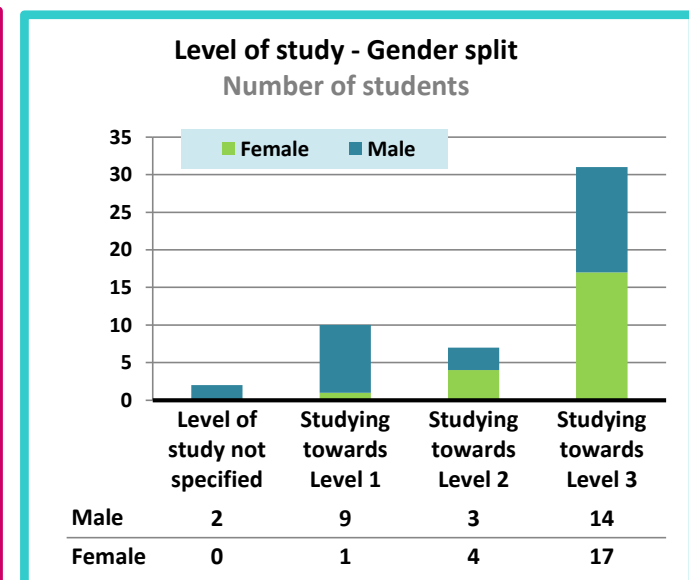
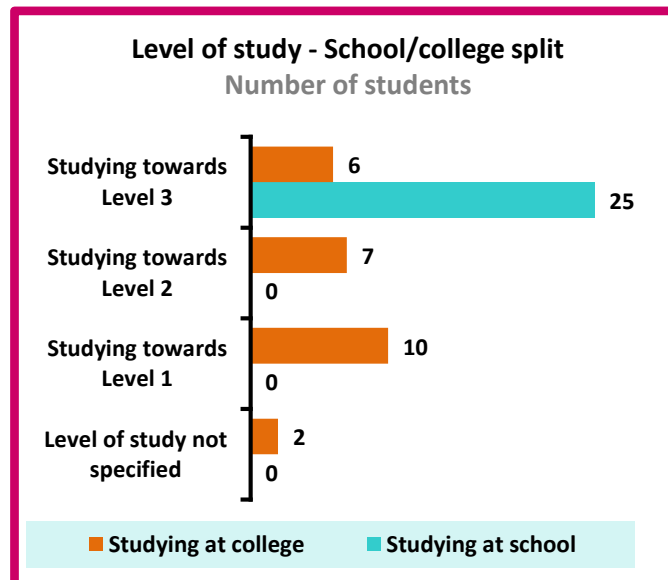
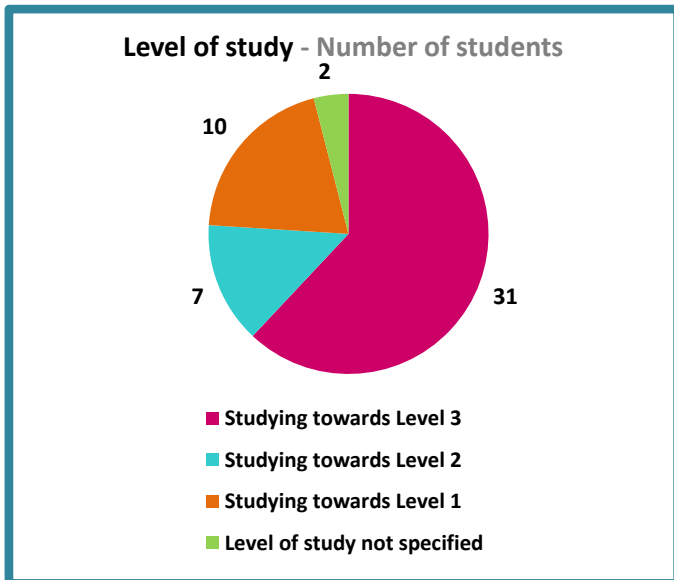
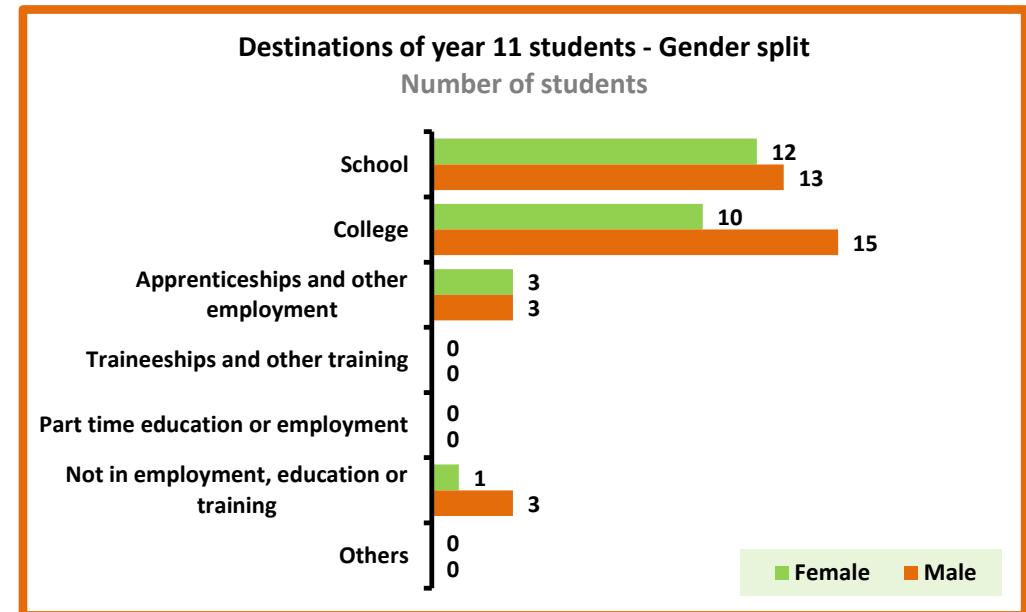
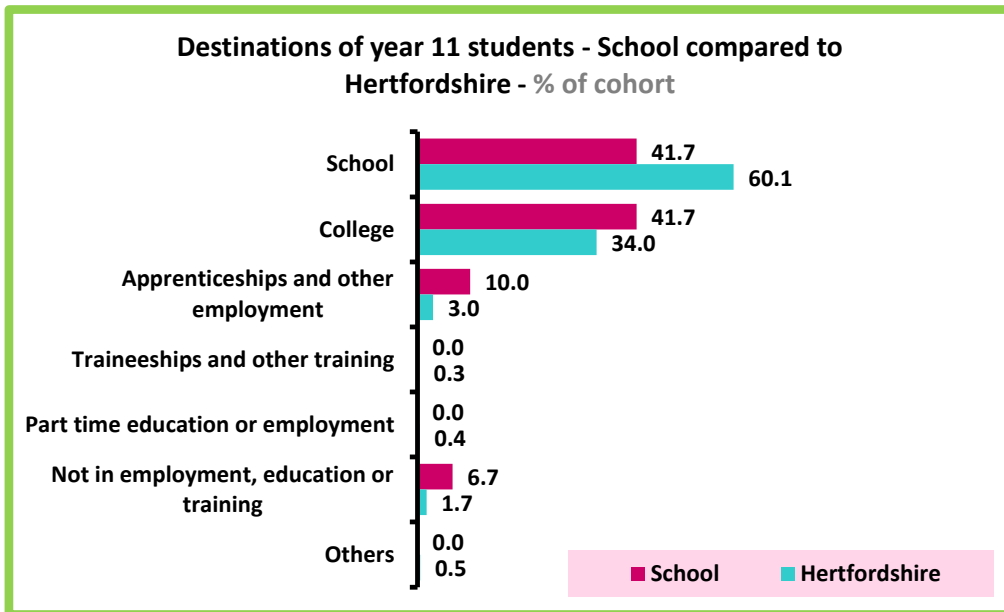
North Herts District



[www.ychertfordshire.org](http://www.ychertfordshire.org)

0300 123 7538

[yc@hertfordshire.gov.uk](mailto:yc@hertfordshire.gov.uk)



ACTIVITY SURVEY 2018 - Year 11				In Learning %	86.7
Fearnhill	Female	Male	M/F TOT	LDD	%
<b>Within FTE School leading to:</b>	<b>12</b>	<b>13</b>	<b>25</b>	<b>2</b>	<b>41.7</b>
GCE AS/A2/IB course	12	13	25	2	41.7
Vocational Crse NVQ 3 or equivalent	0	0	0	0	0.0
Vocational Crse NVQ 2 or equivalent	0	0	0	0	0.0
Vocational Crse NVQ 1 or equivalent	0	0	0	0	0.0
GCSE Course	0	0	0	0	0.0
Other courses incl SEN courses	0	0	0	0	0.0
Continuation on 2 yr course	0	0	0	0	0.0
<b>Within FTE FE College leading to:</b>	<b>10</b>	<b>15</b>	<b>25</b>	<b>4</b>	<b>41.7</b>
GCE AS/A2/IB course	0	1	1	0	1.7
Vocational Crse NVQ 3 or equivalent	5	0	5	0	8.3
Vocational Crse NVQ 2 or equivalent	4	3	7	2	11.7
Vocational Crse NVQ 1 or equivalent	1	9	10	1	16.7
GCSE Course	0	0	0	0	0.0
Other courses incl SEN courses	0	2	2	1	3.3
Continuation on 2 yr course	0	0	0	0	0.0
Higher Education qualification	0	0	0	0	0.0
Gap Year Students/Travelling	0	0	0	0	0.0
<b>Training (non-emp) TOTAL</b>	<b>0</b>	<b>0</b>	<b>0</b>	<b>0</b>	<b>0.0</b>
Found Mod Apprenticeship	0	0	0	0	0.0
Other Gov Supported Training	0	0	0	0	0.0
Traineeships	0	0	0	0	0.0
Other Funded Trng eg Foundation Learning	0	0	0	0	0.0
<b>Employment TOTAL</b>	<b>3</b>	<b>3</b>	<b>6</b>	<b>1</b>	<b>10.0</b>
Advanced Modern Apprenticeship	1	0	1	0	1.7
Foundation Modern Apprenticeship	0	1	1	1	1.7
With accredited training	0	0	0	0	0.0
With structured non accredited trng	1	0	1	0	1.7
No formal training	1	2	3	0	5.0
Internship/Working not for Reward	0	0	0	0	0.0
<b>Voluntary and Part time Activities</b>	<b>0</b>	<b>0</b>	<b>0</b>	<b>0</b>	<b>0.0</b>
Part Time Education	0	0	0	0	0.0
Part Time Employment	0	0	0	0	0.0
<b>NEET</b>	<b>1</b>	<b>3</b>	<b>4</b>	<b>1</b>	<b>6.7</b>
NEET - seeking work or training	1	3	4	1	6.7
NEET - voluntary/internships/PDOs	0	0	0	0	0.0
<b>Not Available to the labour market</b>	<b>0</b>	<b>0</b>	<b>0</b>	<b>0</b>	<b>0.0</b>
Supporting family - young carers	0	0	0	0	0.0
Supporting family - teenage parents	0	0	0	0	0.0
Illness	0	0	0	0	0.0
Pregnancy	0	0	0	0	0.0
Custodial Sentence	0	0	0	0	0.0
Asylum Seekers without Citizenship	0	0	0	0	0.0
Other Reason	0	0	0	0	0.0
<b>Others</b>	<b>0</b>	<b>0</b>	<b>0</b>	<b>0</b>	<b>0.0</b>
Moved out of area	0	0	0	0	0.0
No response	0	0	0	0	0.0
Refused to Participate in Survey	0	0	0	0	0.0
<b>Survey Total</b>	<b>26</b>	<b>34</b>	<b>60</b>	<b>8</b>	<b>100.0</b>
<b>SOC breakdown for those in training and employment</b>					
Managerial/professional	0	1	1	1	1.7
Clerical/secretarial	0	1	1	0	1.7
Skilled construction	0	0	0	0	0.0
Skilled engineering	0	0	0	0	0.0
Electrical/electronic	0	0	0	0	0.0
Metal forming trades	0	0	0	0	0.0
Vehicle trades	0	0	0	0	0.0
Textile/garments trades	0	0	0	0	0.0
Other skilled trades	0	0	0	0	0.0
Protective service occs	0	0	0	0	0.0
Catering occs	0	1	1	0	1.7
Health care occs	0	0	0	0	0.0
Childcare & related occs	1	0	1	0	1.7
Hairdressing & related occs	0	0	0	0	0.0
Other personal service occs	0	0	0	0	0.0
Sales occs	0	0	0	0	0.0
Plant/machine ops	0	0	0	0	0.0
Agric/forestry/fishing occcs	0	0	0	0	0.0
Labouring/unskilled industrial	1	0	1	0	1.7
Mail workers	0	0	0	0	0.0
Unskilled service sector	1	0	1	0	1.7
Other elementary occs	0	0	0	0	0.0
Unknown occupations	0	0	0	0	0.0
<b>SOC Analysis TOTAL</b>	<b>3</b>	<b>3</b>	<b>6</b>	<b>1</b>	<b>10.0</b>

ACTIVITY SURVEY 2018 - Year 13				In Learning %	74.4
Fearnhill	Female	Male	M/F TOT	LDD	%
<b>Within FTE School leading to:</b>	<b>1</b>	<b>0</b>	<b>1</b>	<b>0</b>	<b>2.6</b>
GCE AS/A2/IB course	1	0	1	0	2.6
Vocational Crse NVQ 3 or equivalent	0	0	0	0	0.0
Vocational Crse NVQ 2 or equivalent	0	0	0	0	0.0
Vocational Crse NVQ 1 or equivalent	0	0	0	0	0.0
GCSE Course	0	0	0	0	0.0
Other courses incl SEN courses	0	0	0	0	0.0
Continuation on 2 yr course	0	0	0	0	0.0
<b>Within FTE FE College leading to:</b>	<b>0</b>	<b>1</b>	<b>1</b>	<b>0</b>	<b>2.6</b>
GCE AS/A2/IB course	0	0	0	0	0.0
Vocational Crse NVQ 3 or equivalent	0	0	0	0	0.0
Vocational Crse NVQ 2 or equivalent	0	1	1	0	2.6
Vocational Crse NVQ 1 or equivalent	0	0	0	0	0.0
GCSE Course	0	0	0	0	0.0
Other courses incl SEN courses	0	0	0	0	0.0
Continuation on 2 yr course	0	0	0	0	0.0
Higher Education qualification	13	14	27	0	69.2
Gap Year Students/Travelling	0	0	0	0	0.0
<b>Training (non-emp) TOTAL</b>	<b>0</b>	<b>0</b>	<b>0</b>	<b>0</b>	<b>0.0</b>
Found Mod Apprenticeship	0	0	0	0	0.0
Other Gov Supported Training	0	0	0	0	0.0
Traineeships	0	0	0	0	0.0
Other Funded Trng eg Foundation Learning	0	0	0	0	0.0
<b>Employment TOTAL</b>	<b>1</b>	<b>0</b>	<b>1</b>	<b>0</b>	<b>2.6</b>
Advanced Modern Apprenticeship	0	0	0	0	0.0
Foundation Modern Apprenticeship	0	0	0	0	0.0
With accredited training	0	0	0	0	0.0
With structured non accredited trng	1	0	1	0	2.6
No formal training	0	0	0	0	0.0
Internship/Working not for Reward	0	0	0	0	0.0
<b>Voluntary and Part time Activities</b>	<b>0</b>	<b>0</b>	<b>0</b>	<b>0</b>	<b>0.0</b>
Part Time Education	0	0	0	0	0.0
Part Time Employment	0	0	0	0	0.0
<b>NEET</b>	<b>0</b>	<b>0</b>	<b>0</b>	<b>0</b>	<b>0.0</b>
NEET - seeking work or training	0	0	0	0	0.0
NEET - voluntary/internships/PDOs	0	0	0	0	0.0
<b>Not Available to the labour market</b>	<b>0</b>	<b>0</b>	<b>0</b>	<b>0</b>	<b>0.0</b>
Supporting family - young carers	0	0	0	0	0.0
Supporting family - teenage parents	0	0	0	0	0.0
Illness	0	0	0	0	0.0
Pregnancy	0	0	0	0	0.0
Custodial Sentence	0	0	0	0	0.0
Asylum Seekers without Citizenship	0	0	0	0	0.0
Other Reason	0	0	0	0	0.0
<b>Others</b>	<b>0</b>	<b>9</b>	<b>9</b>	<b>0</b>	<b>23.1</b>
Moved out of area	0	0	0	0	0.0
No response	0	9	9	0	23.1
Refused to Participate in Survey	0	0	0	0	0.0
<b>Survey Total</b>	<b>15</b>	<b>24</b>	<b>39</b>	<b>0</b>	<b>100.0</b>
<b>SOC breakdown for those in training and employment</b>					
Managerial/professional	0	0	0	0	0.0
Clerical/secretarial	0	0	0	0	0.0
Skilled construction	0	0	0	0	0.0
Skilled engineering	0	0	0	0	0.0
Electrical/electronic	0	0	0	0	0.0
Metal forming trades	0	0	0	0	0.0
Vehicle trades	0	0	0	0	0.0
Textile/garments trades	0	0	0	0	0.0
Other skilled trades	0	0	0	0	0.0
Protective service occs	0	0	0	0	0.0
Catering occs	0	0	0	0	0.0
Health care occs	0	0	0	0	0.0
Childcare & related occs	0	0	0	0	0.0
Hairdressing & related occs	1	0	1	0	2.6
Other personal service occs	0	0	0	0	0.0
Sales occs	0	0	0	0	0.0
Plant/machine ops	0	0	0	0	0.0
Agric/forestry/fishing occcs	0	0	0	0	0.0
Labouring/unskilled industrial	0	0	0	0	0.0
Mail workers	0	0	0	0	0.0
Unskilled service sector	0	0	0	0	0.0
Other elementary occs	0	0	0	0	0.0
Unknown occupations	0	0	0	0	0.0
<b>SOC Analysis TOTAL</b>	<b>1</b>	<b>0</b>	<b>1</b>	<b>0</b>	<b>2.6</b>